



National Marine Manufacturers Association

nmma.org

ECONOMIC SIGNIFICANCE OF RECREATIONAL BOATING IN CALIFORNIA

CONGRESSIONAL DISTRICT 16

Number of Recreational Boats*	12,420
Recreational Boating Industry Businesses	34
Total Jobs	931
Annual Recreational Boating-Related Spending	\$50.1 MILLION

TOTAL ANNUAL ECONOMIC IMPACT OF RECREATIONAL BOATING:



\$118.0 MILLION



RECREATIONAL BOATS IN CA-16

TOTAL BOATS* 12,420

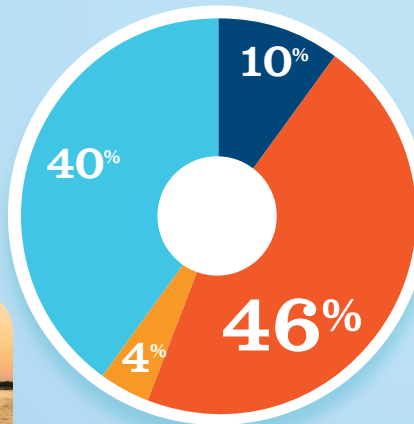
REGISTERED BOATS	12,420
Power boats	10,409
PWCs	1,544
Sailboats	432
Other Boats	35
HOUSEHOLDS PER BOAT	16.3



* Total boats are registered boats as reported by states to the USCG.

RECREATIONAL BOATING CREATES JOBS IN CA-16

TOTAL BOATING JOBS	592
Boat Building	239
Motor / Engine Mfgr.	-
Accessory / Supplies Mfgr.	21
Dealers / Wholesalers	271
Boat Services	61

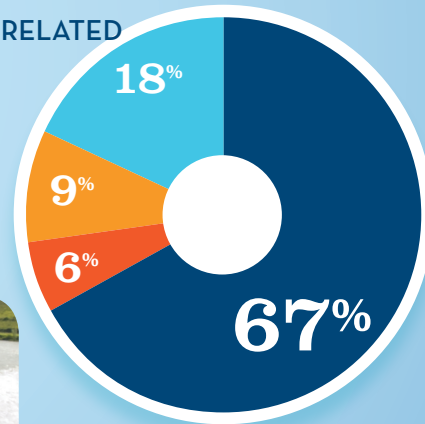


BOAT BUILDING 40%
DLRS/WHOLESALERS 46%
MOTOR/ENG. MFGR. † 4%
BOAT SERVICES 10%
ACC./SUPPLIES MFGR. † 0%



RECREATIONAL BOATING-RELATED BUSINESSES IN CA-16

TOTAL BUSINESSES	34
Boat Building	6
Motor / Engine Mfgr.	-
Accessory / Supplies Mfgr.	3
Dealers / Wholesalers	2
Boat Services	23

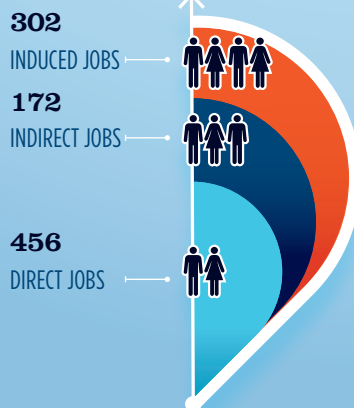


BOAT BUILDING 18%
DLRS/WHOLESALERS 9%
MOTOR/ENG. MFGR. † 6%
BOAT SERVICES 67%
ACC./SUPPLIES MFGR. † 0%



ESTIMATED JOBS IMPACT OF RECREATIONAL BOATING-RELATED SPENDING IN CA-16

EST. TOTAL JOBS	931
EST. TOTAL LABOR INCOME	\$38.4 MILLIONS
Est. Direct Income	\$15.6
Est. Indirect Income	\$9.6
Est. Induced Income	\$13.2



RECREATIONAL BOATING INDUSTRY SALES IN CA-16

Boat Building	\$61.7 MILLION
Motor / Engine Mfgr.	\$0.0 MILLION
Accessory / Supplies Mfgr.	\$4.9 MILLION
TOTAL MFG. SALES	\$66.6
Dealers / Wholesalers	\$18.3 MILLION
Boat Services	\$15.6 MILLION
TOTAL RETAIL & SERVICES SALES	\$33.9

BOAT BUILDING
DLRS/WHOLESALERS
MOTOR/ENG. MFGR.
BOAT SERVICES
ACC./SUPPLIES MFGR.